

**Shareholding Pattern under Regulation 31 of SEBI (Listing Obligations and Disclosure Requirements) Regulations, 2015**

1	Name of Listed Entity	Gyscoal Alloys Limited
2	Scrip Code/Name of Scrip/Class of Security	533275/ GAL
3	Share Holding Pattern Filed under: Reg. 31(1)(a)/Reg. 31(1)(b)/Reg.31(1)(c)	31/12/2015
	a. If under 31(1)(b) then indicate the report for Quarter ending	
	b. If under 31(1)(c) then indicate date of allotment/extinguishment	
4	Declaration: The Listed entity is required to submit the following declaration to the extent of submission of information:-	


	Particulars	Yes*	No*
1	Whether the Listed Entity has issued any partly paid up shares?		No
2	Whether the Listed Entity has issued any Convertible Securities or Warrants?		No
3	Whether the Listed Entity has any shares against which depository receipts are issued?		No
4	Whether the Listed Entity has any shares in locked-in?		No
5	Whether any shares held by promoters are pledge or otherwise encumbered?		No



# Gyscoal Alloys Limited


## Table I - Summary Statement holding of specified securities

Category	Category of shareholder	Number of shareholders	No. of fully paid up equity shares held	No. of Partly paid-up equity shares held	No. of shares underlying Depository Receipts	Total nos. shares held	Shareholding as a % of total no. of shares (calculated as per SCRR, 1957)	Number of Voting Rights held in each class of securities			No. of Shares Underlying Outstanding convertible securities (including securities)	Shareholding, as a % assuming full conversion of convertible securities	Number of Locked in shares		Number of Shares pledged or otherwise encumbered		Number of equity shares held in dematerialised form	
								No of Voting Rights		Total as a % of (A+B+C)			No. (a)	As a % of total Shares held(b)	No. (a)	As a % of total Shares held(b)		
								Class eg: X	Class eg: Y									Total
(I)	(II)	(III)	(IV)	(V)	(VI)	(VII) = (IV)+(V)+(VI)	(VIII)As a % of (A+B+C2)	(IX)			(X)	(XI) = (VII)+(X) As a % of	(XII)		(XIII)		(XIV)	
(A)	Promoter & Promoter Group	7	9474367	0	0	9474367	59.8599	0	0	0	0.0000	0	0.0000	0	0.0000	0	0.0000	9474367
(B)	Public	4585	6353189	0	0	6353189	40.1401	0	0	0	0.0000	0	0.0000	0	0.0000	4305	0.0677	6353186
(C)	Non Promoter - Non Public				0			0	0	0	0.0000	0	0.0000		0.0000	0	0.0000	0
(C1)	Shares Underlying DRs	0	0	0	0	0	0.0000	0	0	0	0.0000	0	0.0000	0	0.0000	0	0.0000	0
(C2)	Shares Held By Employee Trust	0	0	0	0	0	0.0000	0	0	0	0.0000	0	0.0000	0	0.0000	0	0.0000	0
	Total	4592	15827556	0	0	15827556	100.0000	0	0	0	0.0000	0	0.0000	0	0.0000	4305	0.0271	15827553




**Gyscoal Alloys Limited**
**Table II (I)(a)- Statement showing shareholding pattern of the Promoter and Promoter Group**

Category	Category & Name of shareholders	PAN	Nos. of shareholders	No. of fully paid up equity shares held	No. of Partly paid-up equity shares held	No. of shares underlying Depository Receipts	Total nos. shares held	Shareholding as a % of total no. of shares (calculated as per SCRR, 1957)	Number of Voting Rights held in each class of securities			No. of Shares Underlying Outstanding convertible securities	Shareholding, as a % assuming full conversion of convertible securities	Number of Locked in shares		Number of Shares pledged or otherwise		Number of equity shares held in dematerialised form	
									No of Voting Rights		Total as a % of (A+B+C)			No. (a)	As a % of total Shares held(b)	No. (a)	As a % of total Shares held(b)		
									Class eg: X	Class eg: y									Total
	(I)	(II)	(III)	(IV)	(V)	(VI)	(VII) = (IV)+(V)+(VI)	(VIII) As a % of (A+B+C2)	(IX)			(X)	(XI) = (VII)+(X) As a % of	(XII)		(XIII)		(XIV)	
<b>1</b>	<b>Indian</b>																		
(a)	Individuals / Hindu Undivided Family		5	6803353	0	0	6803353	42.9842	0	0	0	0.0000	0	0.0000	0	0.0000	0	0.0000	6803353
	Viral Shah	AMDPS7753D	1	5176396	0	0	5176396	32.7050	0	0	0	0.0000	0	0.0000	0	0.0000	0	0.0000	5176396
	Giraben Kishorsinh Solanki	AMJPS3571R	1	1415735	0	0	1415735	8.9447	0	0	0	0.0000	0	0.0000	0	0.0000	0	0.0000	1415735
	Solanki Zankarsinh Kishorsinh	ALZPS7592K	1	154857	0	0	154857	0.9784	0	0	0	0.0000	0	0.0000	0	0.0000	0	0.0000	154857
	Mona Viral Shah	APSPS1844P	1	28284	0	0	28284	0.1787	0	0	0	0.0000	0	0.0000	0	0.0000	0	0.0000	28284
	Dipali Manish Shah	ALXPS5398D	1	28081	0	0	28081	0.1774	0	0	0	0.0000	0	0.0000	0	0.0000	0	0.0000	28081
(b)	Central Government / State Government(s)		0	0	0	0	0	0.0000	0	0	0	0.0000	0	0.0000	0	0.0000	0	0.0000	0
(c)	Financial Institutions / Banks		0	0	0	0	0	0.0000	0	0	0	0.0000	0	0.0000	0	0.0000	0	0.0000	0
(d)	Any Other (Specify)		2	2671014	0	0	2671014	16.8757	0	0	0	0.0000	0	0.0000	0	0.0000	0	0.0000	2671014
	Bodies Corporate		2	2671014	0	0	2671014	16.8757	0	0	0	0.0000	0	0.0000	0	0.0000	0	0.0000	2671014
	General Capital And Holding Company Pvt Ltd	AADCG1059M	1	1538460	0	0	1538460	9.7201	0	0	0	0.0000	0	0.0000	0	0.0000	0	0.0000	1538460
	Sampati Securities Limited	AACCS1076P	1	1132554	0	0	1132554	7.1556	0	0	0	0.0000	0	0.0000	0	0.0000	0	0.0000	1132554
	<b>Sub Total (A)(1)</b>		<b>7</b>	<b>9474367</b>	<b>0</b>	<b>0</b>	<b>9474367</b>	<b>59.8599</b>	<b>0</b>	<b>0</b>	<b>0</b>	<b>0.0000</b>	<b>0</b>	<b>0.0000</b>	<b>0</b>	<b>0.0000</b>	<b>0</b>	<b>0.0000</b>	<b>9474367</b>
<b>2</b>	<b>Foreign</b>																		
(a)	Individuals (Non-Resident Individuals / Foreign Individuals)		0	0	0	0	0	0.0000	0	0	0	0.0000	0	0.0000	0	0.0000	0	0.0000	0
(b)	Government		0	0	0	0	0	0.0000	0	0	0	0.0000	0	0.0000	0	0.0000	0	0.0000	0
(c)	Institutions		0	0	0	0	0	0.0000	0	0	0	0.0000	0	0.0000	0	0.0000	0	0.0000	0
(d)	Foreign Portfolio Investor		0	0	0	0	0	0.0000	0	0	0	0.0000	0	0.0000	0	0.0000	0	0.0000	0
(e)	Any Other (Specify)		0	0	0	0	0	0.0000	0	0	0	0.0000	0	0.0000	0	0.0000	0	0.0000	0
	<b>Sub Total (A)(2)</b>		<b>0</b>	<b>0</b>	<b>0</b>	<b>0</b>	<b>0</b>	<b>0.0000</b>	<b>0</b>	<b>0</b>	<b>0</b>	<b>0.0000</b>	<b>0</b>	<b>0.0000</b>	<b>0</b>	<b>0.0000</b>	<b>0</b>	<b>0.0000</b>	<b>0</b>
	<b>Total Shareholding Of Promoter And Promoter Group (A)= (A)(1)+(A)(2)</b>		<b>7</b>	<b>9474367</b>	<b>0</b>	<b>0</b>	<b>9474367</b>	<b>59.8599</b>	<b>0</b>	<b>0</b>	<b>0</b>	<b>0.0000</b>	<b>0</b>	<b>0.0000</b>	<b>0</b>	<b>0.0000</b>	<b>0</b>	<b>0.0000</b>	<b>9474367</b>



**Gyscoal Alloys Limited**
**Table III - Statement showing shareholding pattern of the Public shareholder**

Category	Category & Name of shareholders	PAN	Nos. of shareholders	No. of fully paid up equity shares held	No. of Partly paid-up equity shares held	No. of shares underlying Depository Receipts	Total nos. shares held	Shareholding as a % of total no. of shares (calculated as per SCRR, 1957)	Number of Voting Rights held in each class of securities			No. of Shares Underlying Outstanding convertible securities (including	Shareholding, as a % assuming full conversion of convertible securities	Number of Locked in shares		Number of Shares pledged or otherwise		Number of equity shares held in dematerialised form	
									No of Voting Rights		Total as a % of (A+B+C)			No. (a)	As a % of total Shares held (b)	No. (a)	As a % of total Shares held (b)		
									Class eg: X	Class eg: y									Total
	(I)	(II)	(III)	(IV)	(V)	(VI)	(VII) = (IV)+(V)+(VI)	(VIII) As a % of (A+B+C2)	(IX)			(X)	(XI) = (VII)+(X) As a % of	(XII)		(XIII)		(XIV)	
<b>1</b>	<b>Institutions</b>																		
(a)	Mutual Fund		0	0	0	0	0	0.0000	0	0	0	0.0000	0	0.0000	0	0.0000	0	0.0000	0
(b)	Venture Capital Funds		0	0	0	0	0	0.0000	0	0	0	0.0000	0	0.0000	0	0.0000	0	0.0000	0
(c)	Alternate Investment Funds		0	0	0	0	0	0.0000	0	0	0	0.0000	0	0.0000	0	0.0000	0	0.0000	0
(d)	Foreign Venture Capital Investors		0	0	0	0	0	0.0000	0	0	0	0.0000	0	0.0000	0	0.0000	0	0.0000	0
(e)	Foreign Portfolio Investor		1	112307	0	0	112307	0.7096	0	0	0	0.0000	0	0.0000	0	0.0000	0	0.0000	112307
(f)	Financial Institutions / Banks		0	0	0	0	0	0.0000	0	0	0	0.0000	0	0.0000	0	0.0000	0	0.0000	0
(g)	Insurance Companies		0	0	0	0	0	0.0000	0	0	0	0.0000	0	0.0000	0	0.0000	0	0.0000	0
(h)	Provident Funds/ Pension Funds		0	0	0	0	0	0.0000	0	0	0	0.0000	0	0.0000	0	0.0000	0	0.0000	0
(i)	Any Other (Specify)		0	0	0	0	0	0.0000	0	0	0	0.0000	0	0.0000	0	0.0000	0	0.0000	0
	Sub Total (B)(1)		1	112307	0	0	112307	0.7096	0	0	0	0.0000	0	0.0000	0	0.0000	0	0.0000	112307
<b>2</b>	<b>Central Government/ State Government(s)/ President of India</b>																		
	Sub Total (B)(2)		0	0	0	0	0	0.0000	0	0	0	0.0000	0	0.0000	0	0.0000	0	0.0000	0
<b>3</b>	<b>Non-Institutions</b>																		
(a)	Individuals																		
	i. Individual shareholders holding nominal share capital up to Rs. 2 lakhs.		4220	1733582	0	0	1733582	10.9529	0	0	0	0.0000	0	0.0000	0	0.0000	0	0.0000	1733579
	ii. Individual shareholders holding nominal share capital in excess of Rs. 2 lakhs.		30	1886695	0	0	1886695	11.9203	0	0	0	0.0000	0	0.0000	0	0.0000	0	0.0000	1886695
(b)	NBFCs registered with RBI		0	0	0	0	0	0.0000	0	0	0	0.0000	0	0.0000	0	0.0000	0	0.0000	0
(c)	Employee Trusts		0	0	0	0	0	0.0000	0	0	0	0.0000	0	0.0000	0	0.0000	0	0.0000	0
(d)	Overseas Depositories(holding DRs) (balancing figure)		0	0	0	0	0	0.0000	0	0	0	0.0000	0	0.0000	0	0.0000	0	0.0000	0




(e)	Any Other (Specify)		334	2620605	0	0	2620605	16.5572	0	0	0	0.0000	0	0.0000	0	0.0000	4305	0.1643	2620605
	Hindu Undivided Family		134	329353	0	0	329353	2.0809	0	0	0	0.0000	0	0.0000	0	0.0000	0	0.0000	329353
	Non Resident Indians (Non Repat)		6	1592	0	0	1592	0.0101	0	0	0	0.0000	0	0.0000	0	0.0000	0	0.0000	1592
	Non Resident Indians (Repat)		28	24529	0	0	24529	0.1550	0	0	0	0.0000	0	0.0000	0	0.0000	0	0.0000	24529
	Clearing Member		43	93828	0	0	93828	0.5928	0	0	0	0.0000	0	0.0000	0	0.0000	3960	4.2205	93828
	Bodies Corporate		123	2171303	0	0	2171303	13.7185	0	0	0	0.0000	0	0.0000	0	0.0000	345	0.0159	2171303
	Trilochan Corporate Services Private Limited	AADCT4869J		689552	0	0	689552	4.3567	0	0	0	0.0000	0	0.0000	0	0.0000	0	0.0000	689552
	Airan Finstocks Pvt Ltd	AAGCA7065A		275971	0	0	275971	1.7436	0	0	0	0.0000	0	0.0000	0	0.0000	0	0.0000	275971
	Sub Total (B){3}		4584	6240882	0	0	6240882	39.4305	0	0	0	0.0000	0	0.0000	0	0.0000	4305	0.0690	6240879
	Total Public Shareholding (B)= (B){1}+(B){2}+(B){3}		4585	6353189	0	0	6353189	40.1401	0	0	0	0.0000	0	0.0000	0	0.0000	4305	0.0678	6353186



**Gyscoal Alloys Limited**
**Table IV - Statement showing shareholding pattern of the Non Promoter- Non Public shareholder**

Category	Category & Name of shareholders	PAN	Nos. of shareholders	No. of fully paid up equity shares held	No. of Partly paid-up equity shares held	No. of shares underlying Depository Receipts	Total nos. shares held	Shareholding as a % of total no. of shares (calculated as per SCRR, 1957)	Number of Voting Rights held in each class of securities			No. of Shares Underlying Outstanding convertible securities	Shareholding, as a % assuming full conversion of convertible securities	Number of Locked in shares		Number of Shares pledged or otherwise		Number of equity shares held in dematerialised form	
									No of Voting Rights		Total as a % of (A+B+C)			No. (a)	As a % of total Shares held(b)	No. (a)	As a % of total Shares held(b)		
									Class eg: X	Class eg: y									Total
	(I)	(II)	(III)	(IV)	(V)	(VI)	(VII) = (IV)+(V)+(VI)	(VIII) As a % of (A+B+C2)	(IX)			(X)	(XI) = (VII)+(X) As a % of	(XII)		(XIII)		(XIV)	
1	Custodian/DR Holder		0	0	0	0	0	0.0000	0	0	0	0.0000	0	0.0000	0	0.0000	0	0.0000	0
2	Employee Benefit Trust (under SEBI (Share based Employee Benefit) Regulations, 2014)		0	0	0	0	0	0.0000	0	0	0	0.0000	0	0.0000	0	0.0000	0	0.0000	0
	Total Non-Promoter- Non Public Shareholding (C)= (C)(1)+(C)(2)		0	0	0	0	0	0.0000	0	0	0	0.0000	0	0.0000	0	0.0000	0	0.0000	0



For, Gyscoal Alloys Ltd  
*S. P. D.*  
 Company Secretary